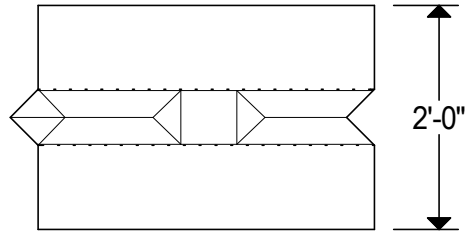
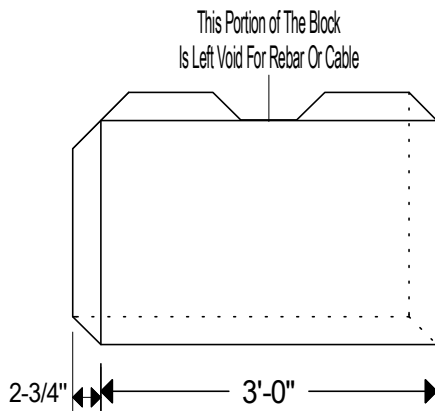


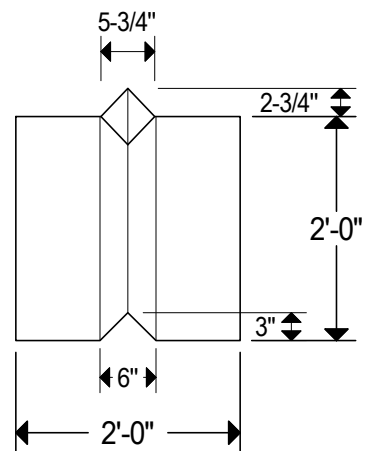
Plan



Elevation



Side View Elevation



Notes:

Lifting Plan - Use Rebar Or Cable.

Weight - 1,800 lbs.



3.0'x 2.0'x 2.0' O.D. Half Bin Block Detail

No Scale